Process Grid System For Agro-Processing Industries

Your business isn't modular. Why should your software be?

A workflow-driven business execution platform, with AI built in — from the first customer message to the final audit.



Built for Agro-Processing

- **Rice & Basmati Mills**
- **Seed Processing Plants**
- **Oil Mills & Extraction**
- **Dal, Flour & Spice Mills**
- **Cotton Ginning Units**
- **Job-Work & CMR Units**

And FPOs, Traders & Agro Groups ...

Key Value Proposition

- ❖ Weights Captured Directly from the Weighbridge
- ❖ Quality-Linked Raw Material Pricing & Settlement
- ❖ Lot-Wise Yield of Main Product & By-Products
- ❖ Job-Work & Custom Milling Stock Control
- ❖ Godown, Stack & Gunny Bag Accounting
- ❖ GST Compliance: E-Invoicing, E-Way Bill, Returns
- ❖ Multi-Language Mobile App (PWA) for Any Device
- ❖ Sales, Purchase & Festival-Aware Forecast Analytics

PWA App
Install. Access. Perform.
On Any Platform.

iOS — iPhone / iPad
Android — Phone / Tablet
Windows — PC / Laptop
macOS — Mac / Laptop

One App. Any Device. Seamless Experience.

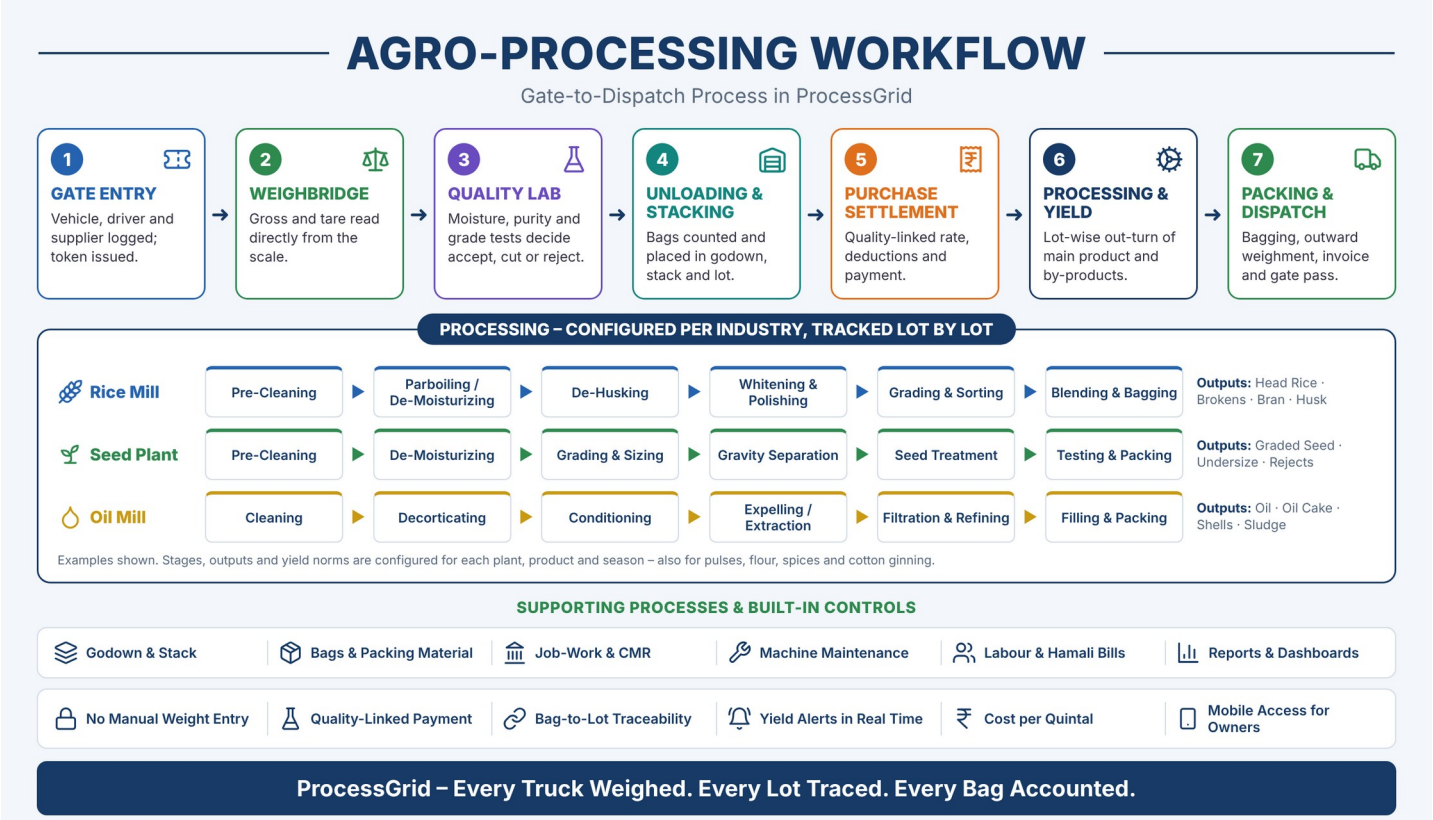

Agro-Processing Business Process Management

ProcessGrid enables every agro-processing unit to design, automate and monitor its own way of working. Every stage, approval and exception from gate entry to dispatch is configured to the plant's practice, without changing the software.

Configure Workflows For

- Gate Entry & Weighment
- Raw Material Purchase & Settlement
- Quality Sampling & Lab Approval
- Processing & Production Lots
- Job-Work & Custom Milling Deliveries
- Sales, Dispatch & Export Orders
- Maintenance & Internal Tasks

Visual Workflow Monitoring

- Kanban Board of Trucks in the Yard
- Gantt Charts for Production Plans
- Calendar Views for Deliveries & Deadlines
- List Views
- Task Lists / To-Do Lists
- Real-Time Dashboards
- Process Analytics & Reports

The platform supports multi-stage workflows, role-based approvals (rate above limit, re-weighment, quality rejection, stock shortage), delayed tasks highlighted on a timeline Kanban for the team lead to reassign, automated notifications and real-time visibility across gates, godowns and plants.

For the Owner

Live arrivals, stock, yield and cash position on the phone. Rates, payments and exceptions approved from anywhere.

For Accounts & Purchase

Purchase bills, ledgers and GST documents are prepared from weighment slips, with no re-entry of figures.

For Gate, Lab & Floor Staff

Simple screens in the local language. Each person sees and completes only the step assigned to them.

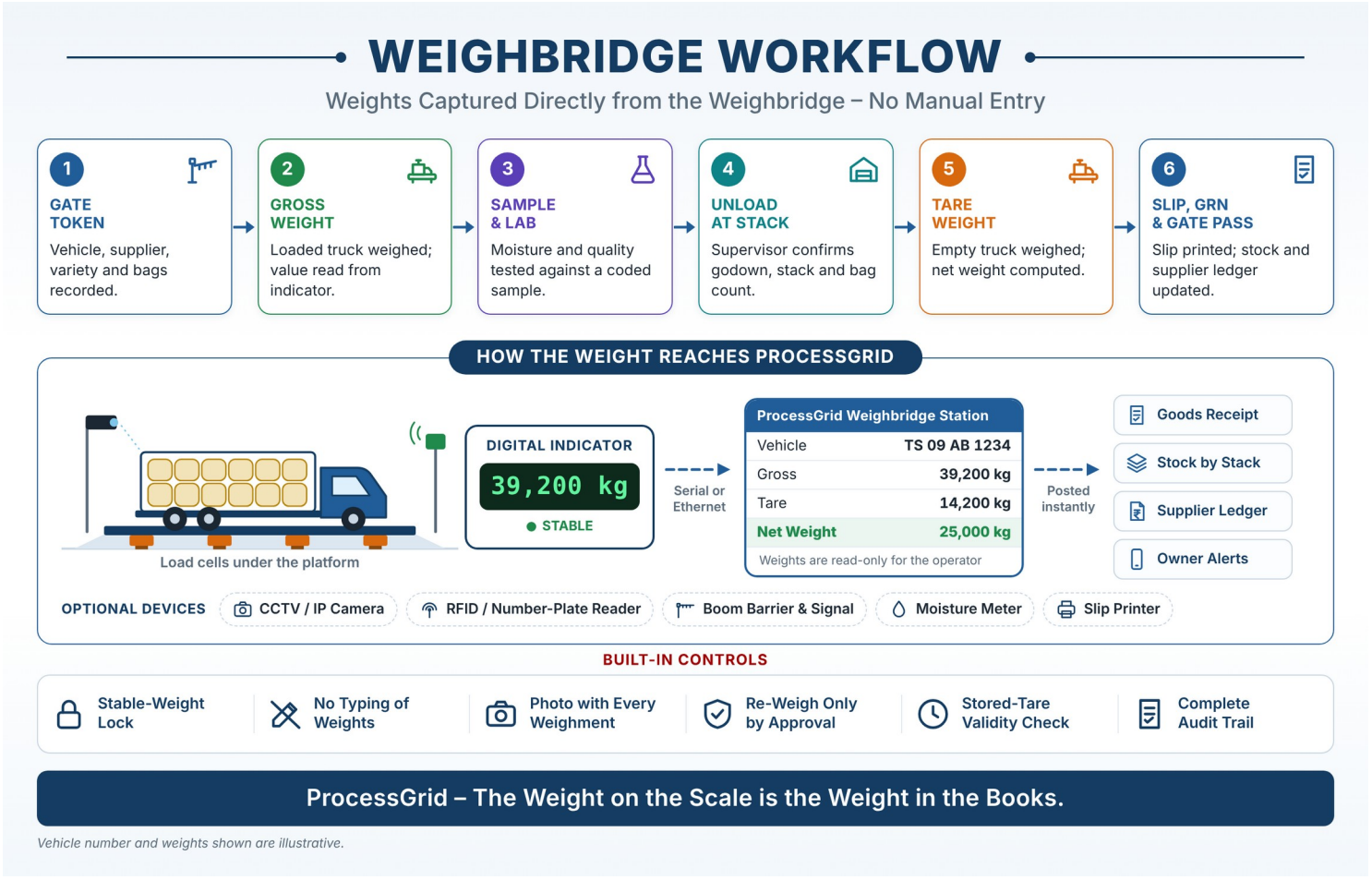

Weighbridge-Integrated Gate Workflow

ProcessGrid reads gross and tare weights directly from the weighbridge indicator. The operator selects the vehicle and captures the weight once the reading is stable. The figure cannot be typed or edited.

Weighbridge Integration

- Direct Weight Capture from Digital Indicator
- Serial (RS-232) and Ethernet (TCP/IP) Connectivity
- Stable-Weight Lock with No Manual Entry
- Camera Snapshots with Every Weighment
- Optional RFID / Number-Plate Vehicle Identification
- Optional Boom Barrier & Signal Control
- Multiple Weighbridges and Plant Locations
- Offline Capture with Automatic Sync

Gate & Yard Control

- Gate Entry Token for Vehicle, Driver & Supplier
- Two-Stage Gross / Tare Weighment
- Stored Tare Weight with Validity Check
- Re-Weighment Only Through Approval
- Supplier Weight vs Plant Weight Variance
- Weighment Slip by Print, SMS or WhatsApp
- Truck Turnaround-Time Monitoring
- Gate Pass Linked to Completed Weighment

Inward Weighment

Paddy, seed, oilseed and grain from farmers, agents, traders and agencies, along with bags, fuel, spares and packing material.

Outward Weighment

Finished goods, by-products and rejections, weighed against the sales order before the gate pass is issued.

Transfers & Other Weighments

Movements between godowns and plants, job-work material and weighment for outside vehicles.

Godown, Stack & Gunny Bag Management

Raw material and finished goods are held by godown, stack and lot, in bags and in weight, so the stock on screen matches the stock on the floor.

Godown & Stack Control

- Godown, Stack and Lot Location Tracking
- Stock in Bags and in Weight (Dual Units)
- Own, Agency and Third-Party Stock Kept Separate
- Stack Cards, Ageing & Fumigation Schedule
- Inter-Godown and Inter-Unit Transfers
- Physical Verification with Shortage Approval
- Storage Loss and Moisture Variation Accounting

Gunny Bags & Labour

- New, Used and Agency Bag Accounting
- Bags Issued, Returned and Pending by Party
- Gunny Bag Reconciliation Statement
- Packing Material Stock & Reorder Alerts
- Hamali and Contract Labour at Piece Rates
- Loading / Unloading Bills by Truck and Gang
- Labour Contractor Ledger & Payments

Quality, Traceability & Compliance

Every bag of finished product can be traced back to the raw material lots, suppliers and weighment slips it came from, and forward to the customers it was sold to.

- Bag-to-Lot Traceability, Forward and Backward
- In-Process and Finished Goods Quality Checks
- Product Specs: Brokens, Purity, Germination, FFA, Moisture
- Batch Coding and Label Printing
- Non-Conformance, Corrective & Preventive Actions
- Food-Safety Record Keeping for Audits
- Customer Complaint and Recall Workflow
- GST Returns, TDS / TCS and Statutory Registers

ProcessGrid supports ISO, BIS and food-safety oriented quality workflows including sampling plans, corrective actions, preventive actions and non-conformance management.

Purchasing, Stores & Maintenance

- ✓ Spares, Rubber Rolls, Sieves & Consumables Stock
- ✓ Automatic Purchase Orders at Reorder Level
- ✓ Supplier Quotation Comparison & Approval
- ✓ Preventive Maintenance Schedules
- ✓ Breakdown Tickets with Kanban Tracking
- ✓ Downtime Logging by Machine and Cause
- ✓ Spare Life Tracking by Tonnes Processed
- ✓ Weighbridge & Lab Instrument Calibration Reminders
- ✓ Maintenance Cost by Machine



Yield Analysis Report: From Data to Decisions

A sample **ProcessGrid** report from a 15-day run of 30 rice milling batches (JSR paddy, 01–15 Sep 2026). Every batch is weighed at each stage, compared with its norm and flagged the moment it drifts, so the owner knows where yield is lost and what it costs.

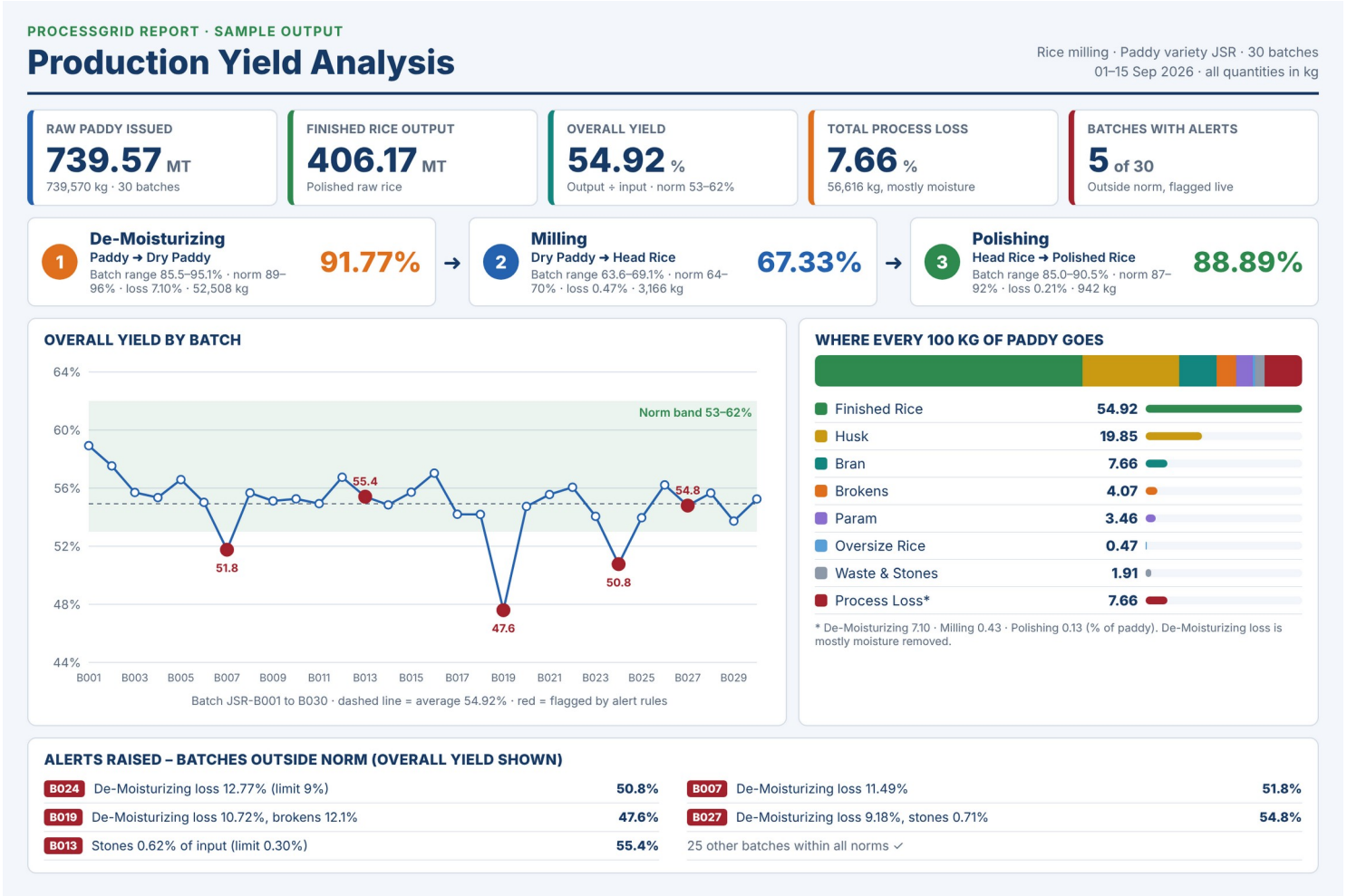

What the Analysis Showed

- **De-Moisturizing is where the yield goes.** 52.5 MT of the 56.6 MT total loss (93%) occurred at the De-Moisturizing stage, mostly as moisture removed.
- **Four batches crossed the 9% De-Moisturizing loss limit.** B007, B019, B024 and B027 averaged 51.1% overall yield against 55.5% for the other 26 batches, about 4.5 MT less rice from 101.7 MT of paddy.
- **One batch needs a root-cause review.** B019 combined high De-Moisturizing loss with 12.1% brokens and gave the lowest yield of the run, 47.6%, against a best of 58.9% (B001).
- **Raw material quality is visible too.** B013 carried 0.62% stones, twice the 0.30% limit, pointing to a cleaning or supplier issue.
- **The rest of the line is on norm.** Milling (67.3%) and polishing (88.9%) stayed within range, so action is focused on moisture control and De-Moisturizing practice at intake.

The same analysis works for seeds, oilseeds, pulses and grain: any process with one input and many outputs.

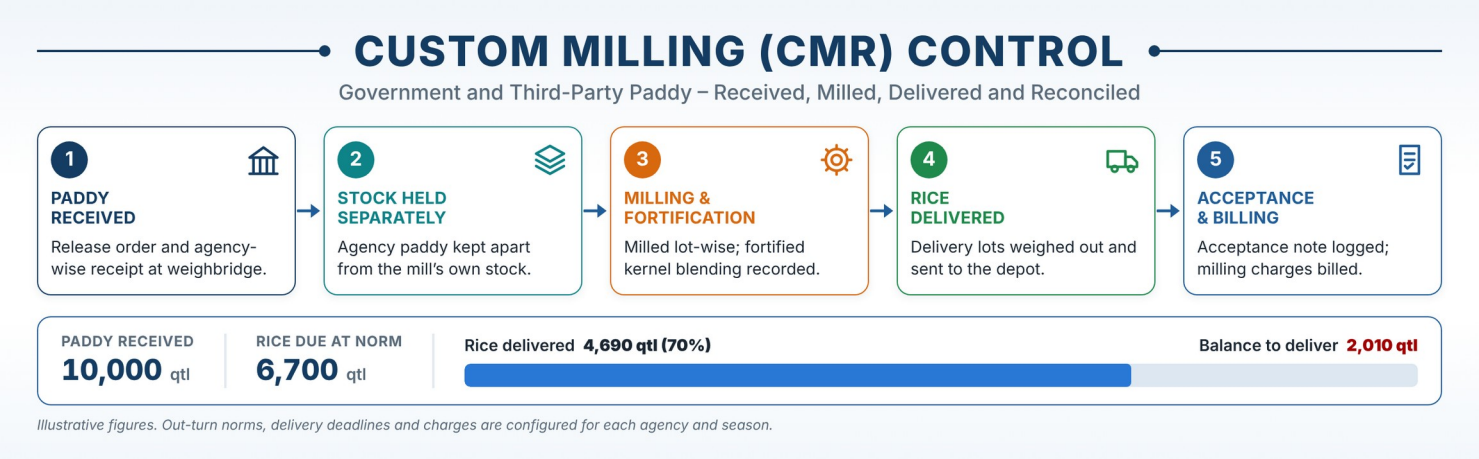

Custom Milling (CMR), Job-Work & Toll Processing

Units that process paddy, seed or oilseed for government agencies, seed companies or other owners must account for every bag that is not their own. **ProcessGrid** keeps owner stock, output due and deliveries reconciled at all times.

- Owner-Wise Receipt Against Release Orders
- Stock Held on Behalf of Agencies & Third Parties
- Output Due by Configurable Out-turn Norms
- Fortified Rice Kernel (FRK) Blending for CMR
- Delivery Lots with Depot Acceptance Tracking
- Balance-to-Deliver and Deadline Alerts
- Processing, Transport and Bag Charges Billing
- Agency-Wise Reconciliation Statements

Sales, Dispatch & Export

From sales order to gate pass, each dispatch follows one controlled workflow, and the outward weighment confirms what actually left the plant.

Domestic Sales

- Main Product & By-Product Sales Orders
- Brand, Pack-Size and Customer-Wise Price Lists
- Broker-Wise Sales and Brokerage
- Loading Slip, Outward Weighment & Gate Pass
- GST E-Invoice and E-Way Bill
- Dealer & Distributor Portal
- Freight, Transporter and Delivery Proof Tracking
- Receivables Follow-Up with WhatsApp Reminders

Export & Institutional Sales

- Proforma, Contract and Shipment Schedule
- Multi-Currency Invoicing
- Packing List and Container Stuffing Records
- Pre-Shipment Inspection & Fumigation Tracking
- Shipping Document Checklist & Status
- Export Realisation Tracking
- Buyer Specification vs Lot Quality Match
- Tender & Institutional Order Workflows

Brokers & Agents

Purchases and sales routed through them, with commission and brokerage statements on demand.

Dealers & Buyers

Order status, dispatch details, invoices and outstanding balance through the dealer portal.

Sales & Purchase Analysis: The Whole Business on One Page

Select any mix of purchase orders, purchase invoices, sales orders, prepaid web orders, local and export invoices, choose the period, and **ProcessGrid** builds a complete sales and purchase analysis in seconds, from company totals down to every product line.



Illustrative figures. Every chart is drawn from the vouchers you select, for the dates you choose.

Sales, Purchase & GST Analysis

- Sales vs Purchases by Month, with Running Totals
- Product Share, ABC Class, Margin & Discount
- Customer & Supplier Ranking and Dependence
- Sales by State, City, Agent, Dealer & Employee
- New vs Repeat Customers by Month
- GST Output vs Input, Rate-Wise & Monthly

Orders, Payments & Compliance

- Sales Orders vs Invoices, PO vs Material Received
- Receivables & Payables Ageing
- Paid vs Pending by Value
- Credit Terms Actually Given
- Approval, E-Invoice & E-Way Bill Status
- Taxable or GST-Inclusive Values in One Click

What to Expect

- **Answers, not piles of reports.** About 45 charts and summary tables on seven tabs, each answering one question: which products earn, who buys, who supplies and where cash is held up.
- **Problems show up early.** Dependence on a few customers, a product losing share, rising overdue amounts and pending e-invoices are visible as soon as the period is chosen.
- **GST checked before filing.** Output, input and net tax by month and by rate, ready to reconcile with returns.
- **No extra data entry.** Everything comes from the vouchers already in ProcessGrid, and a user guide explains every chart.

Sales Forecast: Plan Ahead with Orders, History & Festivals

ProcessGrid forecasts sales for the next 1 to 12 months, by month and by product, from what it already holds: open sales orders, two to three years of invoices and, in the festival version, the dates of the festivals that move your market. Choose the standard forecast or the festival-adjusted one to suit your business.

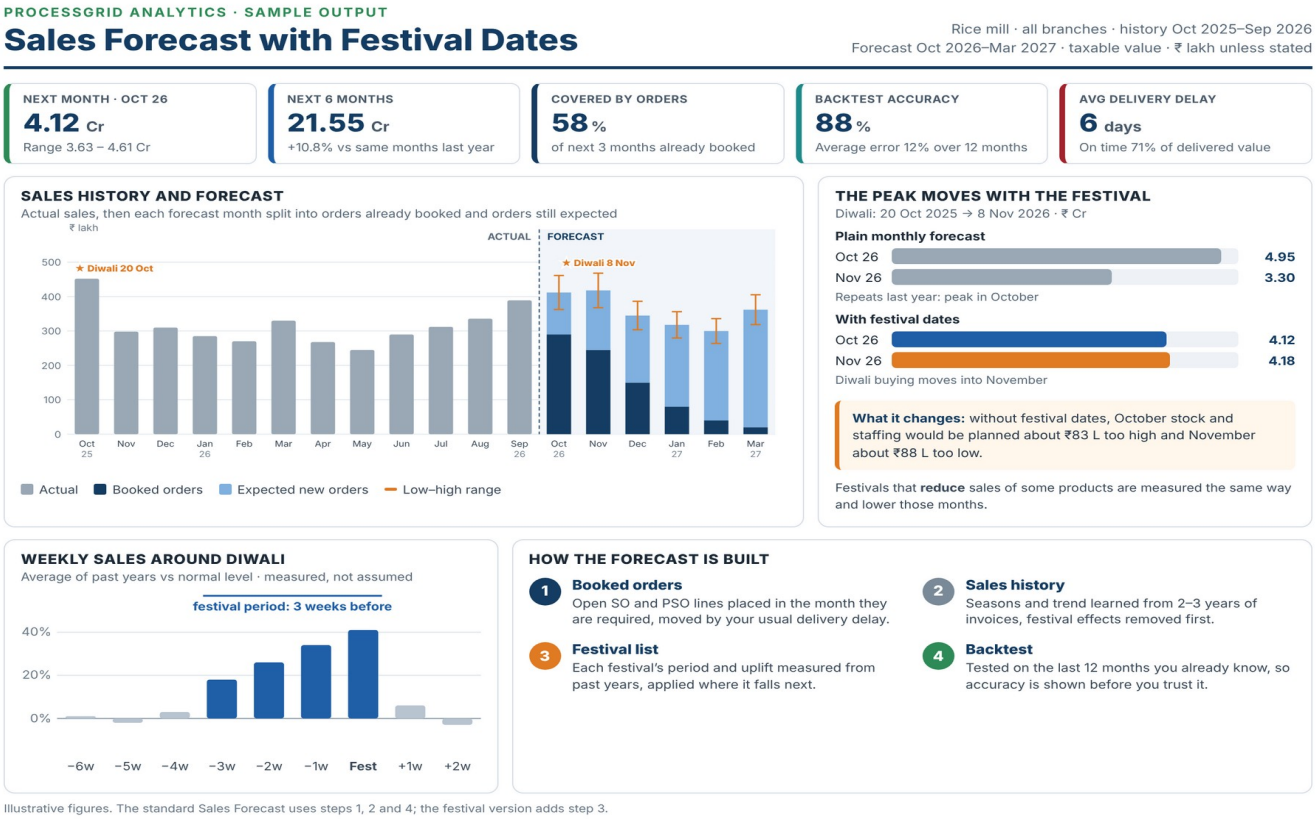

Illustrative figures. The standard Sales Forecast uses steps 1, 2 and 4; the festival version adds step 3.

Sales Forecast

- Open Orders Placed by Required Date & Usual Delay
- Seasonal Pattern & Trend Learned from Invoices
- Month-Wise Forecast in Value and Quantity
- Low–High Range from Measured Error
- Delivery Delay & On-Time Performance
- Backtest on the Last 12 Months

Forecast with Festival Dates

- Festival Dates Entered Once a Year
- Effect Period Measured from Past Sales
- Rise or Fall in Sales for Each Festival
- Peak Moves When the Festival Moves
- Weekly Sales Pattern Around Each Festival
- What-If Testing of Festival Periods

What to Expect

- **A forecast you can check.** Every month shows how much is already booked, how much is still expected, and how accurate the method was on your own past year.
- **Festival months planned right.** When Diwali moves from October to November, stock, production and staffing plans move with it instead of repeating last year.
- **Order book kept honest.** Overdue and stale orders, late deliveries and order lines without prices are listed for action before they distort the plan.
- **Plans by product.** Quantity forecasts per product feed purchase, production and raw material plans. Two to three years of data give the most reliable results.

Know what is coming, not just what has happened.

Finance & Accounting

- ✓ Voucher Approval Workflows
- ✓ Ledger Enquiry & Drill-Down Analysis
- ✓ Profit & Loss and Balance Sheet
- ✓ Weekly Cash Flow
- ✓ Receivables & Payables Management
- ✓ Unit-Wise and Lot-Wise Profitability
- ✓ Stock Statements for Working-Capital Limits
- ✓ Audit Trail & Modification History
- ✓ Abnormal Transaction Detection



Scalability, Security and Deployment Options

- ➢ Enterprise-Grade Security & Audit-Ready Controls
- ➢ Flexible Cloud, Hybrid & On-Premises Deployment Options
- ➢ Scalable Architecture for Multi-Company, Multi-Location Operations

Mobile App (PWA)

- ➢ One Installable App for Owners, Staff, Suppliers & Dealers on Any Device
- ➢ Real-Time Approvals, Notifications, Tracking & Role-Based Operational Access
- ➢ Can Be Published on Google Play & App Store Under Your Own Brand

ProcessGrid gives enterprise-grade control, compliance and intelligence, without enterprise-level cost

Designed and Developed by

Innovative Matrix Softech Pvt Ltd

Email: Info@ProcessGrid.in
Phone: 91.**8919039916**
Web: www.ProcessGrid.in | www.InnovativeMatrix.in

Innovative Matrix Softech Pvt. Ltd. is a technology-driven software company focused on building intelligent enterprise solutions for modern businesses. The company specializes in ERP platforms, workflow automation, business process management and software security technologies.

ProcessGrid has been architected by professionals with decades of real-world experience in manufacturing systems, enterprise software design, ISO management systems, audit processes and workflow automation.